

Saliva

SAMPLING INSTRUCTIONS



Execution
approx.
3 minutes



**30 minutes
before sampling**
do not eat or drink

NOVO Saliva Kit

Instructions for use for saliva collection at home

Summary

Saliva provides a reliable sample for the analysis of genetic material in the laboratory.

Intended use

The „NOVO Saliva Kit“ is used for the collection and storage of a biological sample by non-medical people and its subsequent transport to the laboratory. The sample is processed by professionals in the laboratory for genetic analyses. No invasive sampling is necessary to perform the test, therefore the test is also suitable for use by non-medical people. The product is suitable for single use only and contains all the components required to carry out the procedure.

Principle

The „NOVO Saliva Kit“ is used to collect saliva samples and for their subsequent analysis. The samples are processed by professionals to extract human or viral genetic material for analysis.

Precautionary measures and warnings

- 1.) Do not use the contents of the kit after the expiry date printed on the packaging.
- 2.) Do not freeze the components.
- 3.) Protect the components from contamination.
- 4.) Do not use the kit if the content of the kit or the packaging is damaged.
- 5.) Inadequate or improper sample collection, storage and transport can lead to false test results.

Disposal

Dispose of used utensils in residual waste.

This kit contains



1 x
Funnel



1 x
Water ampoule



1 x
Sample bag



1 x
Tube

Video tutorial



Quick and easy:
Watch the explanatory video now

qr.ng1.at/bdk0JD

FAQs

I accidentally swallowed the contents of the water ampoule.

Don't worry – the ampoule contains sterile water, which poses no risk. You can also swallow a small sip of tap water to rinse it away.

I am ill – can I still do the saliva collection?

Yes. Your current state of health has no influence on your genes.

Can I brush my teeth, chew gum, smoke, take my medication before I take the sample?

Try not to eat, drink, smoke or take any medication for 30 minutes before taking the sample.

REF NOVO Saliva Kit

IVD **CE** This collection kit is a CE-marked medical product for in vitro diagnostics and meets European requirements.

This kit is suitable for personal use as well as for professional use by medical personnel.



Do not use if packaging is damaged



Store at 0 – 45 °C



Follow the instructions



For single use only



Manufacturer:
Novogenia GmbH, Strass 19, 5301 Eugendorf,
Austria

Suppliers

Funnel:

Gleissner
Reichenhaller Straße 8, 83435 Bad Reichenhall,
Germany

Tube:

LVL
Theodor-Storm-Straße 17, 74564 Crailsheim, Germany

Water ampoule:

Changxing Ailunda
Gessenbergstraße 18/2, 5020 Salzburg, Austria

Sample bag:

Anton Debatin
Vichystraße 6, 76646 Bruchsal, Germany

Warnings

- Keep out of the reach of children.
- May only be used on and by adults aged 18 years and over.
- It is possible that the genes of people who have received a stem cell transplant cannot be successfully analysed with this test.
- Do not use this kit if you have a saliva-borne disease.

Instructions



30 minutes before sampling
do not eat or drink



qr.ng1.at/bdk0JD

Preparation

1

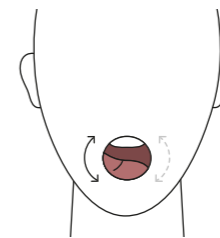
Scan the QR code and follow the instructions.



10 seconds

2

Rub your cheeks with your hands for 10 seconds to release enough cells from your mucous membrane.



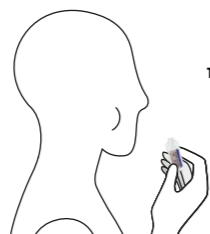
3

Run your tongue over the inside of your cheeks a few times.



4

Open the tube and put the funnel into the opening.

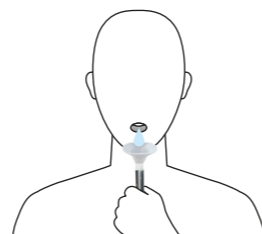


10 seconds

Execution

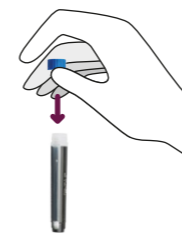
5

Open the water ampoule and rinse the water through your mouth for 10 seconds.



6

Spit the liquid through the funnel into the tube.



7

Almost done

Close the tube again with the cap.



8

Put the tube into the sample bag and seal it with the self-adhesive tape.



9

Return your sample no later than 7 days after collection. In the meantime, store it at room temperature.